



DPP RANGE

ISOLATED MAINS POWER SUPPLY UNIT

- 85 to 264 Vac Operation
- 15W, 30W, 50W, 100W & 240W Output
- Short Circuit Protected
- Safety to UL1310 Class 2
- Range of Output Voltages Available



Description

The power supply is a mains input, DC output DIN rail mounted power supplies. A wide range (85 to 264Vac) mains voltage input is standard with an output voltage of 24Vdc as standard.

All outputs are protected by current limiting, ensuring short circuit proof operation.

Typical applications for this power supply include powering multiple transmitters, other control and instrumentation devices and as an auxiliary supply for small control panels.

The DPP15-24 power supply is housed in a compact DIN rail mounting enclosure only 23mm wide.

Inputs

Recommended Operating Conditions

Input Voltage Range	85 to 264 Vac
Output Voltage Range	24 Vdc others available
Output Power	DPP15-24 15W
	DPP30-24 30W
	DPP50-24 50W
	DPP100-24 100W
	DPP240-24 240W

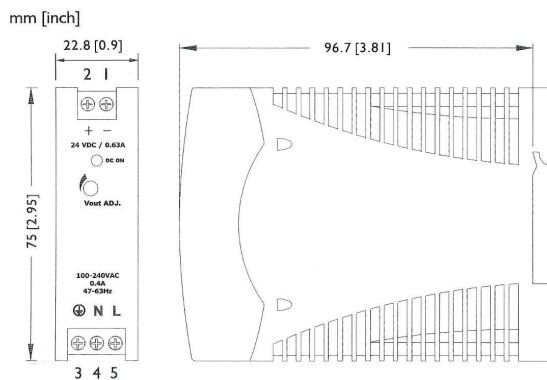
Environmental Conditions

Storage Temperature	-25 to 85 °C
Operating Ambient	-10 to 60 °C
Relative Humidity	20 to 90% RH

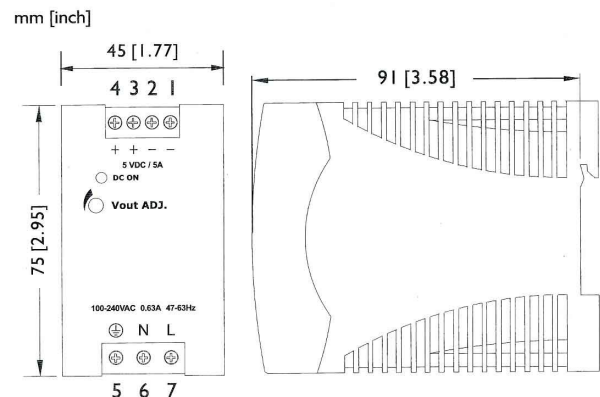


Performance Characteristics

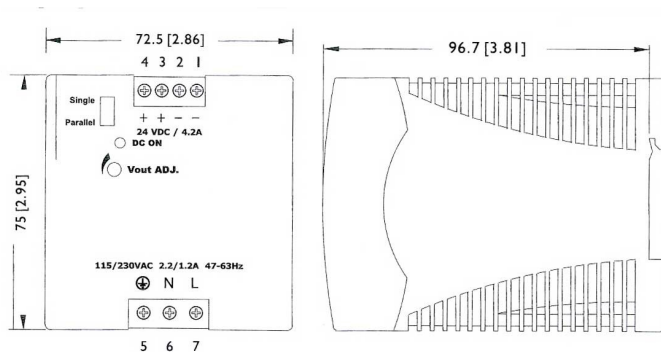
Parameter	Min	Typ	Max	Comments
Supply Voltage	85VAC		264VAC	50/60 Hz
Supply Current			788mA rms	DPP15-24 @ 240Vac supply
			1.55A rms	DPP30-24 @ 240Vac supply
			2.44A rms	DPP50-24 @ 240Vac supply
			4.83A rms	DPP100-24 @ 240Vac supply
			11.72 rms	DPP240-24 @ 240Vac supply
Output Voltage		24V		Other options available
Output Current			0.63 A	1.3A, 2.1A, 4.2A through the range
Operating Ambient	-10°C		60°C	
Relative Humidity	20%		90%	
Notes	Absolute maximum ratings indicate sustained limits beyond which damage to the device may occur. Device is protected against reverse polarity connection. Device is protected against output short circuit			



DPP15-24 Dimensions



DPP30-24 & DPP50-24 Dimensions



DPP100-24 Dimensions

Connection Details

5. (7) Power Supply Live
 4. (6) Power Supply Neutral
 3. (5) Power Supply Earth

1. (1&2) Output -ve
 2. (3&4) Output +ve

First column for DPP15-24
 Bracketed numbers for DPP30, DPP50 & DPP100/240

Installation Data

Mounting	DIN Rail TS32/35
Orientation	Any
Connections	Screw Clamp with pressure plate
Conductor size	0.5-4.0mm
Insulation Stripping	12mm
Weight	
	DPP15-24 130g
	DPP30-24 260g
	DPP50-24 260g
	DPP100-24 390g

Ordering Information

Please supply:

Part Number:	DPP15-24
	DPP30-24
	DPP50-24
	DPP100-24
	DPP240-24
Output Voltage:	e.g. 24Vdc